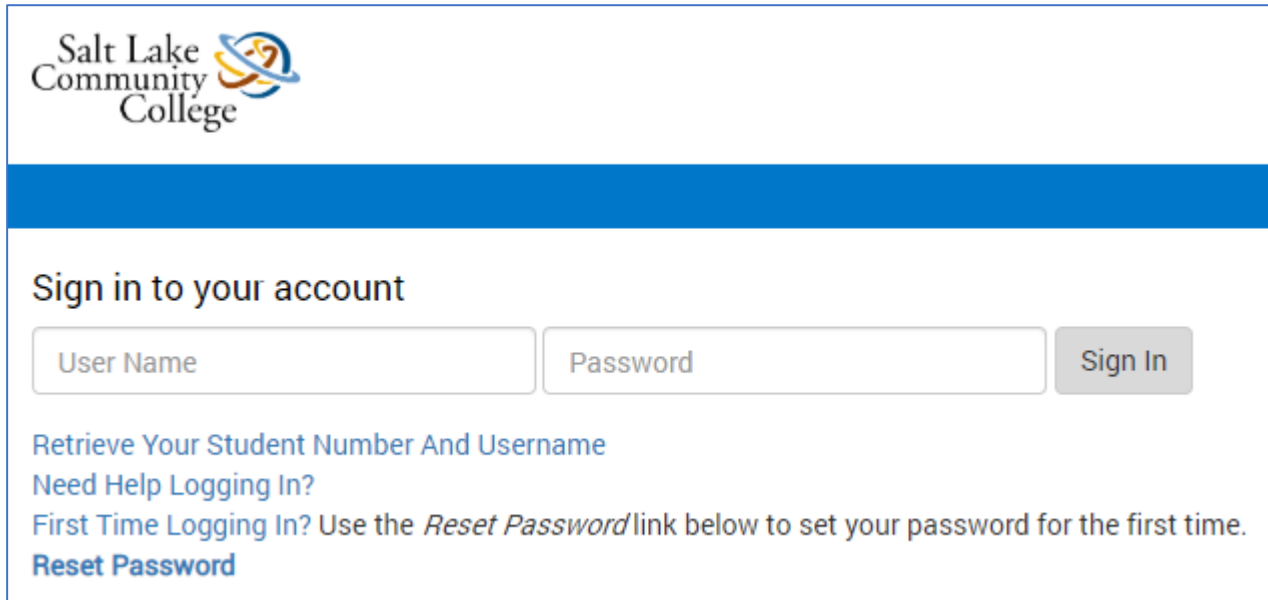


## Steps to Access your Electronic 1098-T Tax Statement:

1. Navigate to [my.slcc.edu](http://my.slcc.edu) and log in to MySLCC.



Salt Lake Community College

Sign in to your account

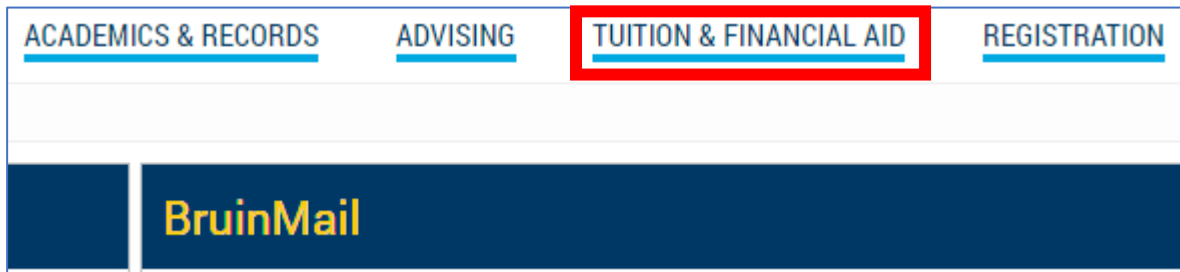
User Name Password Sign In

Retrieve Your Student Number And Username  
Need Help Logging In?  
First Time Logging In? Use the *Reset Password* link below to set your password for the first time.  
[Reset Password](#)

Note: If you are logging in to MySLCC for the first time and you need to retrieve your student number or username, need help logging in, or need to reset your password, click on one of the corresponding links:

[Retrieve Your Student Number And Username](#)  
[Need Help Logging In?](#)  
First Time Logging In? Use the *Reset Password* link below to set your password for the first time.  
[Reset Password](#)

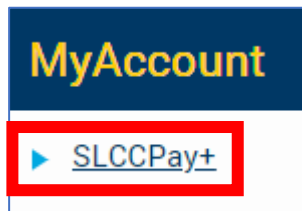
2. Click on the TUITION & FINANCIAL AID tab.



ACADEMICS & RECORDS ADVISING **TUITION & FINANCIAL AID** REGISTRATION

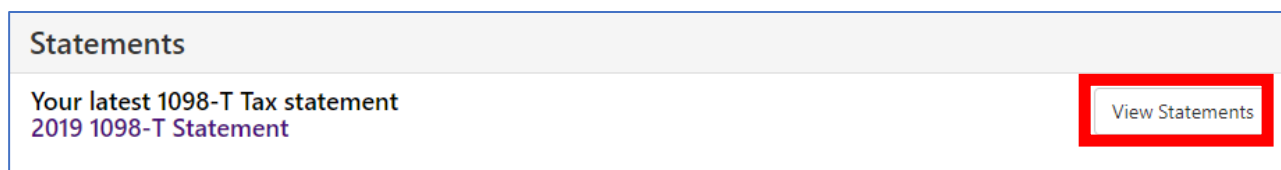
BruinMail

3. Under MyAccount, click on SLCCPay+.



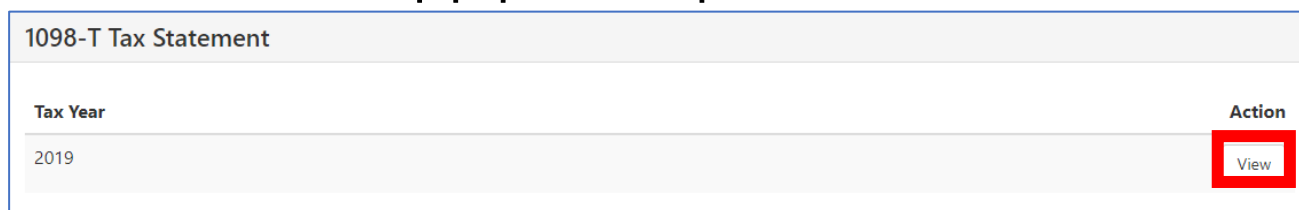
A new tab or window will open in your internet browser.

4. Under Statements, click on View Statements.



**Note:** If you do not have a 1098-T Tax Statement to view in a tax year for which there are payments on your student account, then you will receive a paper 1098-T Tax Statement in the mail which will be postmarked by January 31<sup>st</sup>. Please allow up to two weeks for delivery.

5. Click View. **You MUST allow pop-ups for this step!**



Your 1098-T Tax Statement will be downloaded to your computer in a PDF file. Upon opening the file, you can view, print, and save it.

If you have any questions about these steps, please contact Cashiering at [cashiering@slcc.edu](mailto:cashiering@slcc.edu) or (801) 957-4868. For more information about the Education Tax Credit and 1098-T Tax Statement, please visit <http://www.slcc.edu/student/financial/student-tax-credit.aspx>.

